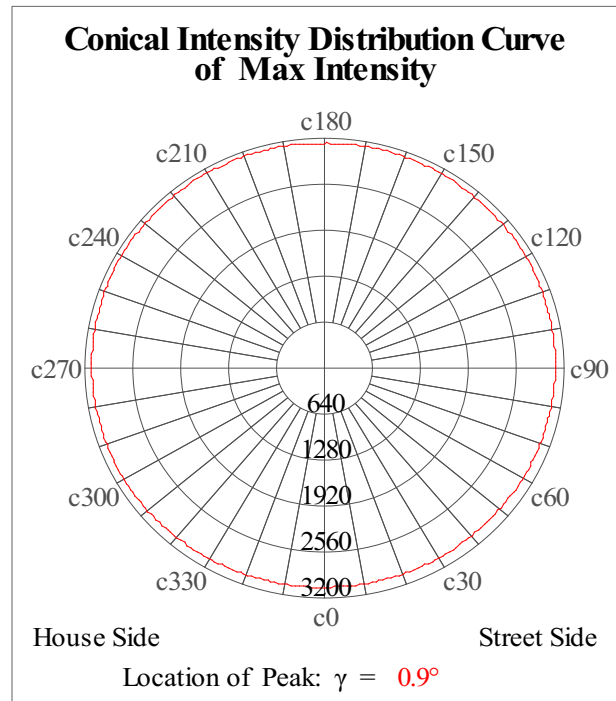
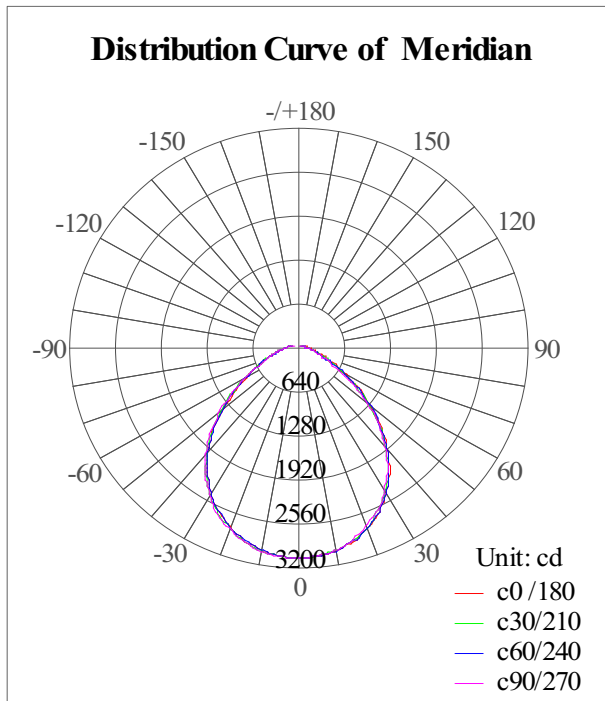


Photometric Data of Lamp

Lamp Description		
Lamp Name:	Lamp Size:	Lamp Weight:
Lamp Type:	Rated Voltage: 230 V	Rated Power: 50 W
Light Type: LED	Light Number:	Rated Flux:
Light Standard:	Light Area: 15cm×10cm	Light Flux:

Measured Data of Lamp			
Voltage: 229.4 V	Current: 0.23 A	Power: 51.4 W	Power Factor: 0.972
Total Flux	6678.70 lm	Central Intensity	3162.22 cd
Lamp Efficiency	0.00%	Light Efficiency	129.94 lm/W
Peak Intensity	3168.21 cd	Location of Peak(c,γ)	(300.0°, 0.9°)
Half-Intensity Angle	90.0°	BeamAngle	136.8°
Upward Light Ratio	0	Downward Light Ratio	100%
Upward Street Side	0	Downward Street Side	3245.04 lm
Upward House Side	0	Downward House Side	3433.90 lm
Flash Area(76°)	146 cm ²	Discomfort Glare(SLI)	0



c Range: 0度-360度

c Interval: 10度

Test Speed: 快速

Test Distance: 5.0 m

Note: notes

 γ Range: 0度-90度

 γ Interval: 0.9度

Test Date: 2018-11-30

Test Time: 17-01-39

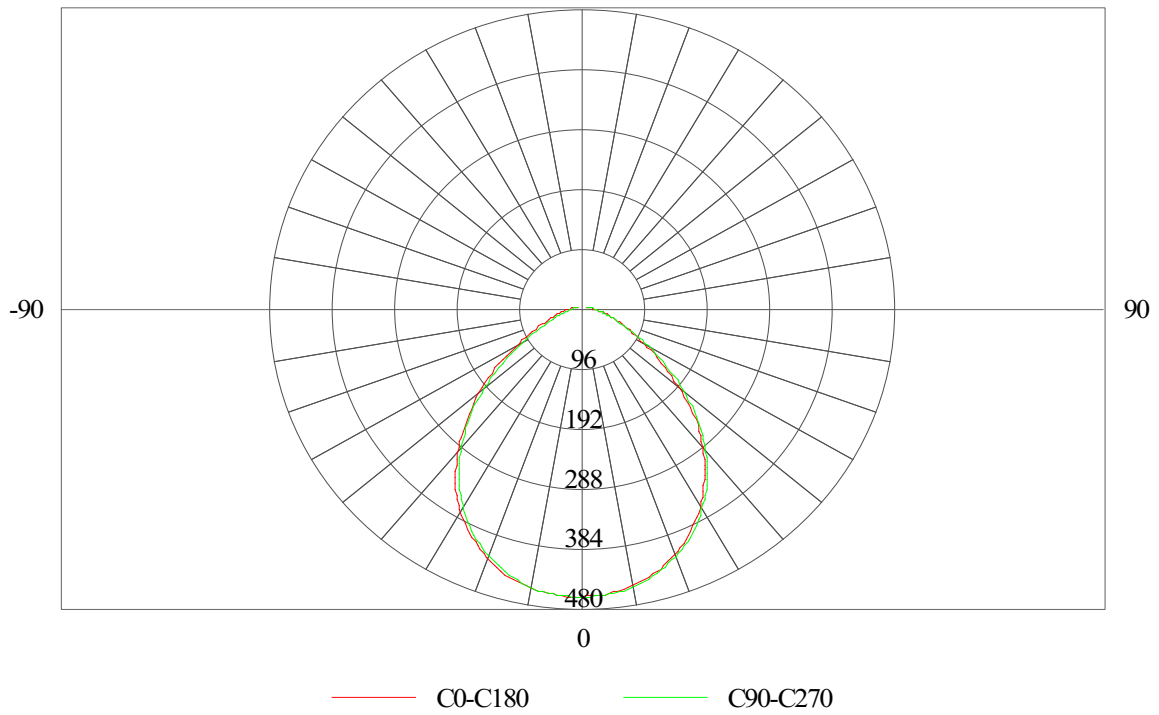
Temperature: 25°C

Humidity: 65%

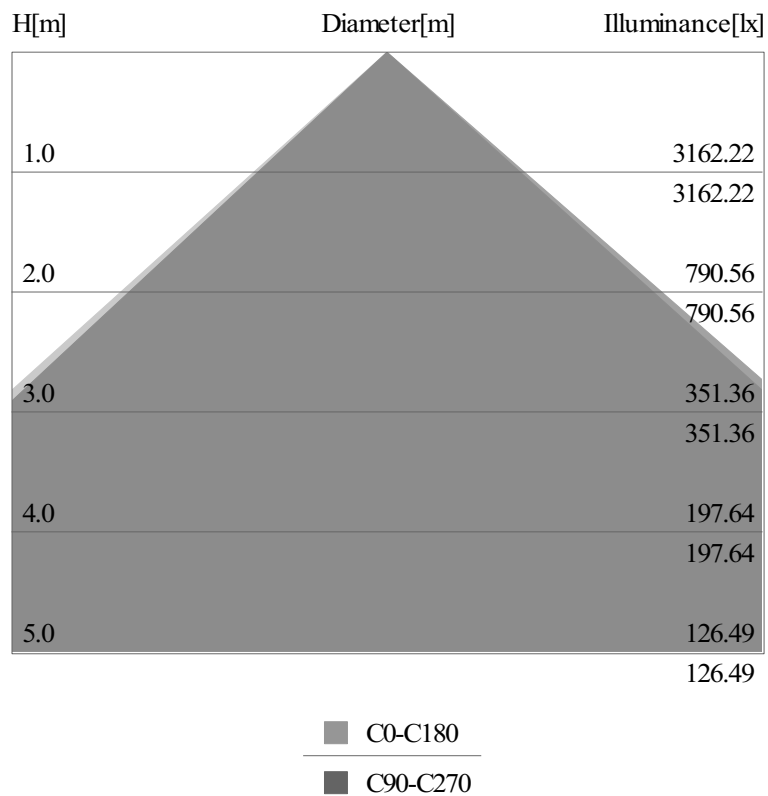
Test No.:

Tester:

cd/1000 lm Curve

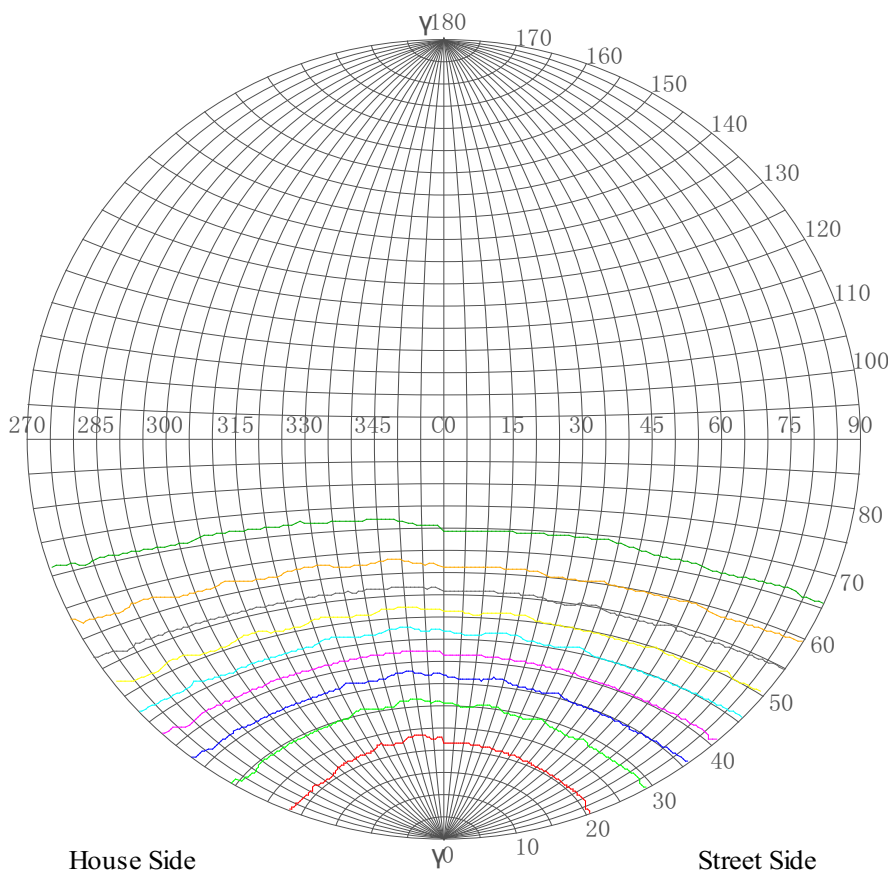


Illumination Cone Curve



Isocandela Curve of Road Lamp (Round Net Curve)

Lamp Description		
Lamp Name:	Lamp Size:	Lamp Weight:
Lamp Type:	Rated Voltage: 230 V	Rated Power: 50 W
Light Type: LED	Light Number:	Rated Flux:
Light Standard:	Light Area: 15cm×10cm	Light Flux:



Road Lamp Type

CIE: semi-cut-off
 CIE: short-narrow extension
 IES: cut-off
 IES: II-very short
 Max. At80: 21.85cd/klm
 Max. At90: 10.2610cd/klm

Isocandela Curve(Round Net)	
Intensity Unit	cd
Imax = 100%	3169
— 90%	2852
— 80%	2535
— 70%	2218
— 60%	1901
— 50%	1585
— 40%	1268
— 30%	951
— 20%	634
— 10%	317

c Range: 0度-360度

c Interval: 10度

Test Speed: 快速

Test Distance: 5.0 m

Note: notes

γ Range: 0度-90度

γ Interval: 0.9度

Test Date: 2018-11-30

Test Time: 17-01-39

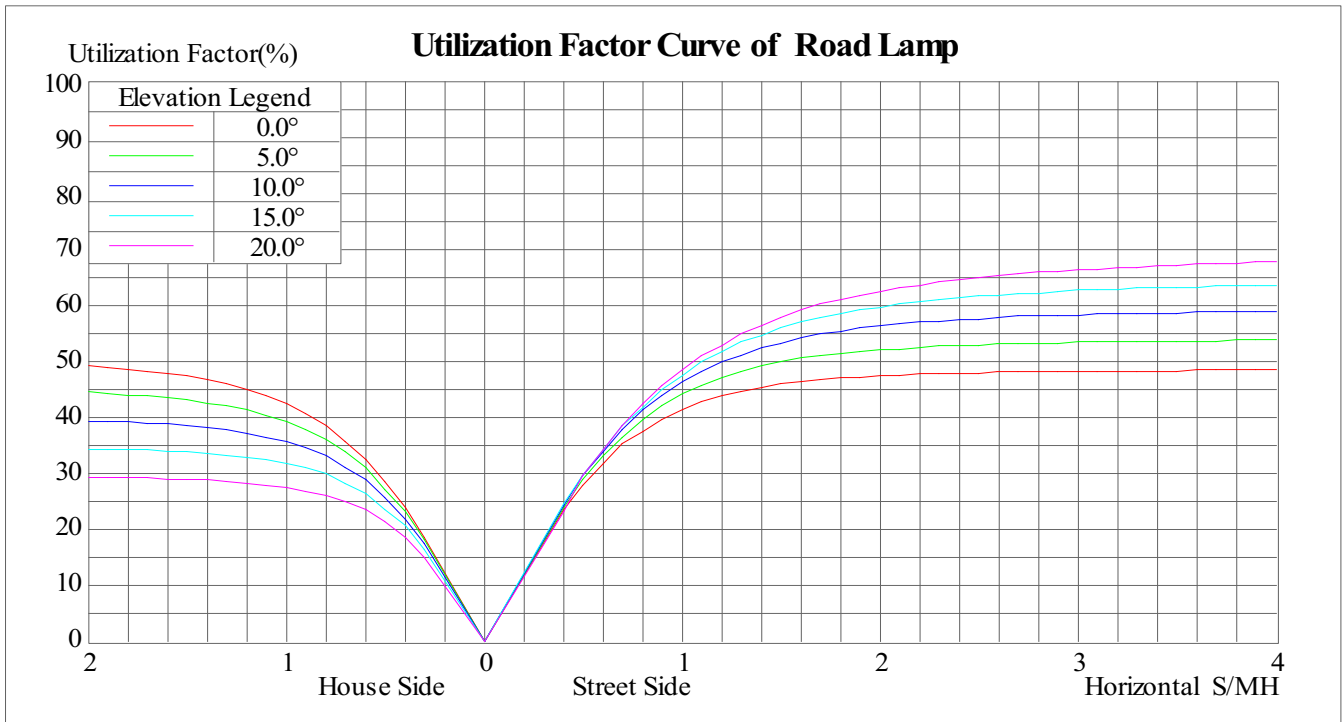
Temperature: 25°C

Humidity: 65%

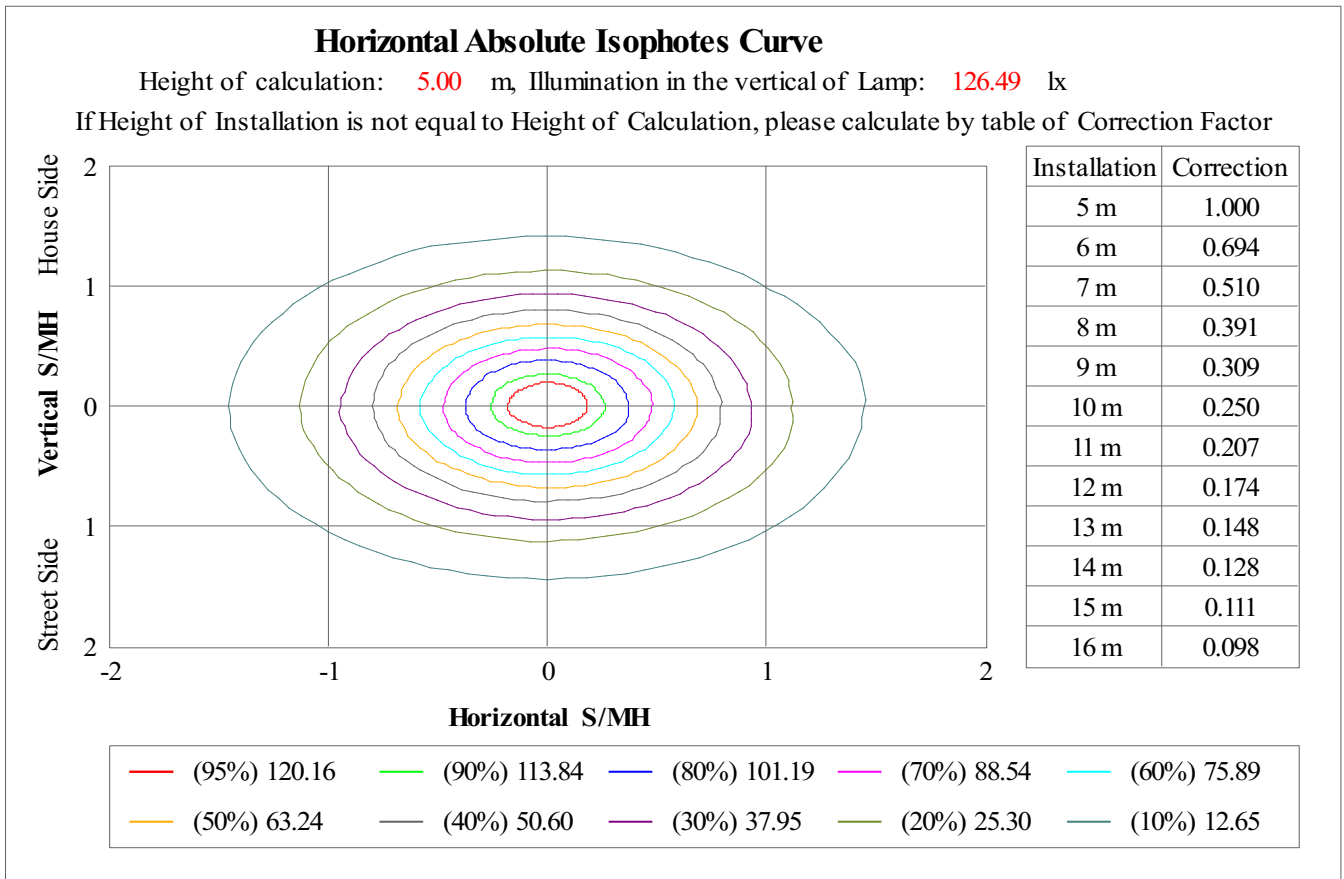
Test No.:

Tester:

Lamp Utilization Factor Curve



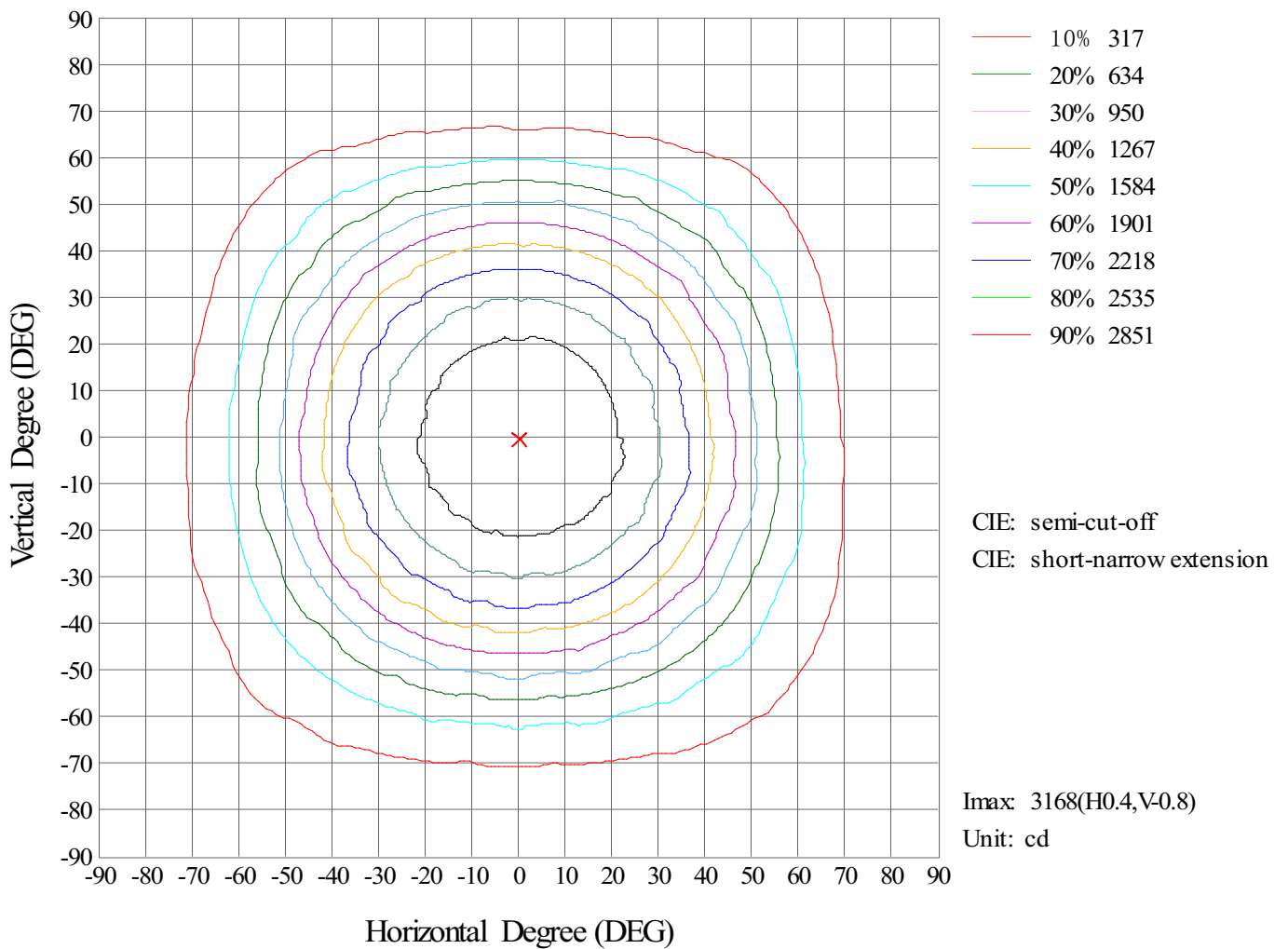
Horizontal Isophotes Curve



Isocandela Curve of Lamp

Lamp Description		
Lamp Name:	Lamp Size:	Lamp Weight:
Lamp Type:	Rated Voltage: 230 V	Rated Power: 50 W
Light Type: LED	Light Number:	Rated Flux:
Light Standard:	Light Area: 15cm×10cm	Light Flux:

Isocandela Curve(CIE)



c Range: 0度-360度

c Interval: 10度

Test Speed: 快速

Test Distance: 5.0 m

Note: notes

γ Range: 0度-90度

γ Interval: 0.9度

Test Date: 2018-11-30

Test Time: 17-01-39

Temperature: 25°C

Humidity: 65%

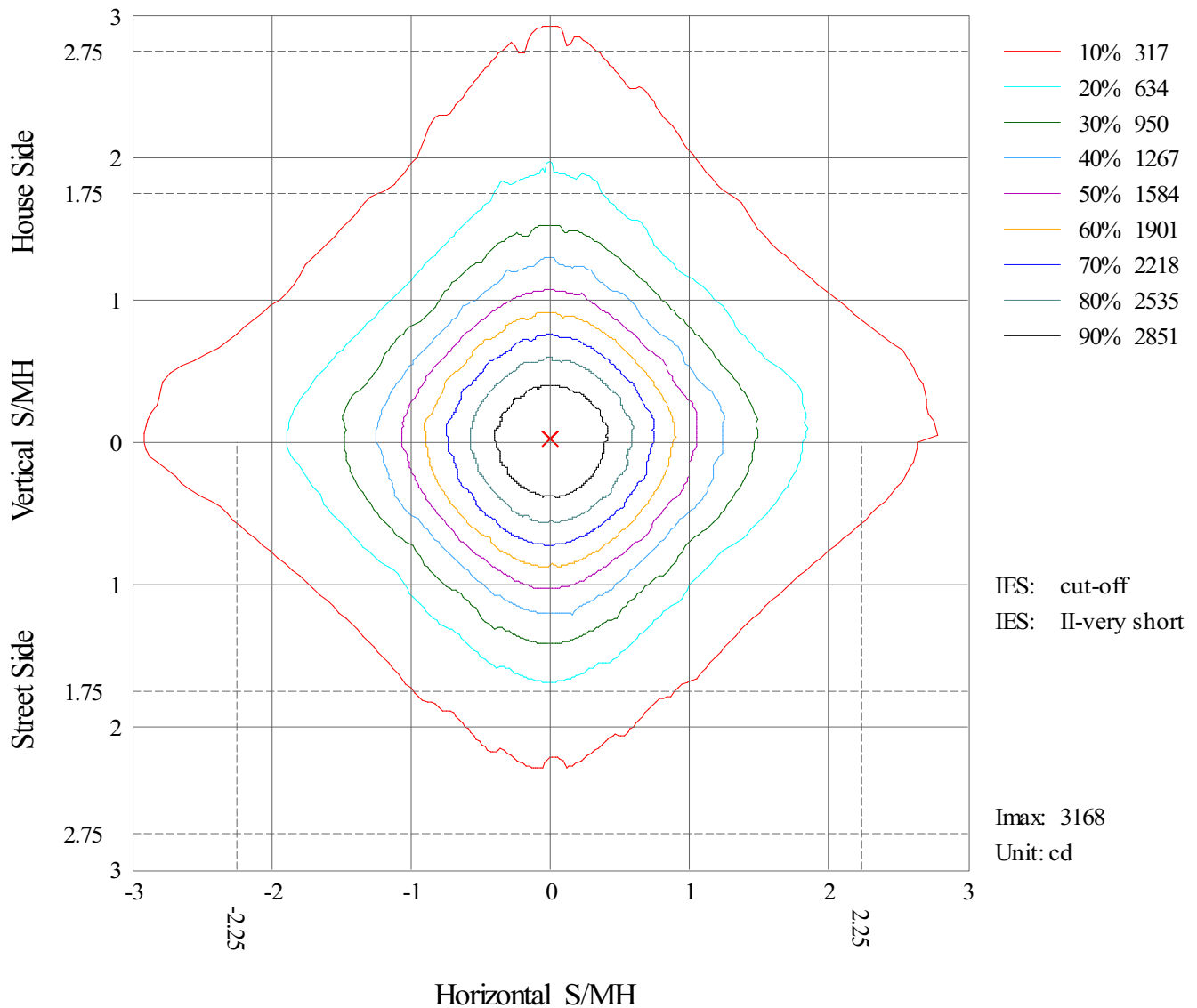
Test No.:

Tester:

Isocandela Curve of Lamp

Lamp Description		
Lamp Name:	Lamp Size	Lamp Weight:
Lamp Type:	Rated Voltage: 230 V	Rated Power: 50 W
Light Type: LED	Light Number:	Rated Flux:
Light Standard:	Light Area: 15cm×10cm	Light Flux:

Isocandela Curve(IES)



c Range: 0度-360度

c Interval: 10度

Test Speed: 快速

Test Distance: 5.0 m

Note: notes

 γ Range: 0度-90度

 γ Interval: 0.9度

Test Date: 2018-11-30

Test Time: 17-01-39

Temperature: 25°C

Humidity: 65%

Test No.:

Tester:

