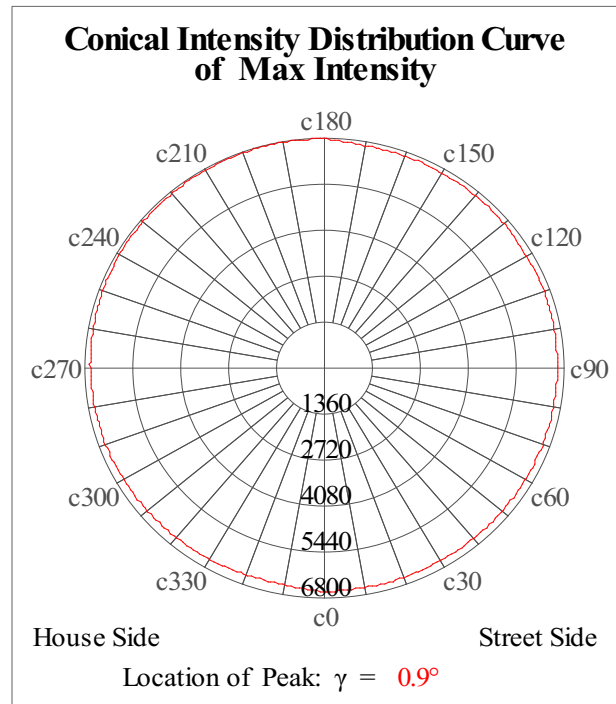
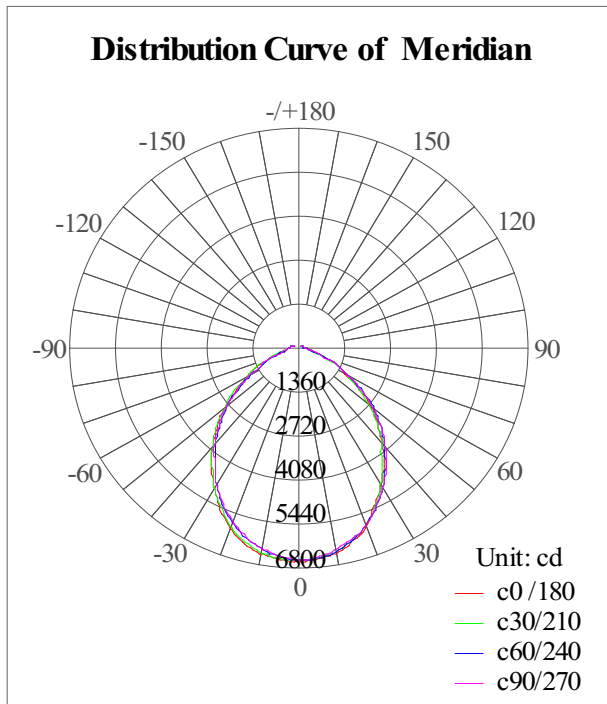


Photometric Data of Lamp

Lamp Description		
Lamp Name:	Lamp Size:	Lamp Weight:
Lamp Type:	Rated Voltage: 230 V	Rated Power: 100 W
Light Type: LED	Light Number:	Rated Flux:
Light Standard:	Light Area: 31.5cm×16.5cm	Light Flux:

Measured Data of Lamp			
Voltage: 229.1 V	Current: 0.45 A	Power: 102.4 W	Power Factor: 0.993
Total Flux	13113.10 lm	Central Intensity	6689.32 cd
Lamp Efficiency	0.00%	Light Efficiency	128.06 lm/W
Peak Intensity	6741.62 cd	Location of Peak(c, γ)	(0.0°, 0.9°)
Half-Intensity Angle	88.2°	BeamAngle	130.5°
Upward Light Ratio	0	Downward Light Ratio	100%
Upward Street Side	0	Downward Street Side	6700.88 lm
Upward House Side	0	Downward House Side	6413.29 lm
Flash Area(76°)	504 cm ²	Discomfort Glare(SLI)	0



c Range: 0度-360度

c Interval: 10度

Test Speed: 快速

Test Distance: 4.9 m

Note: notes

 γ Range: 0度-90度

 γ Interval: 0.9度

Test Date: 2019-05-09

Test Time: 10-13-24

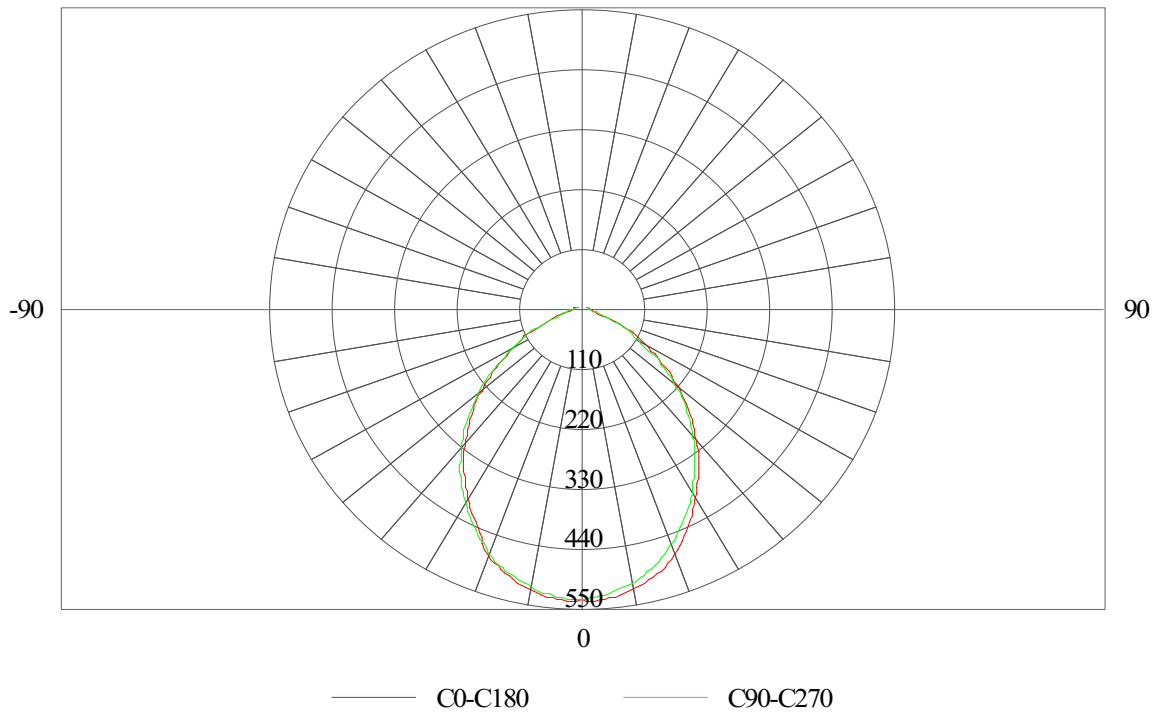
Temperature: 25°C

Humidity: 65%

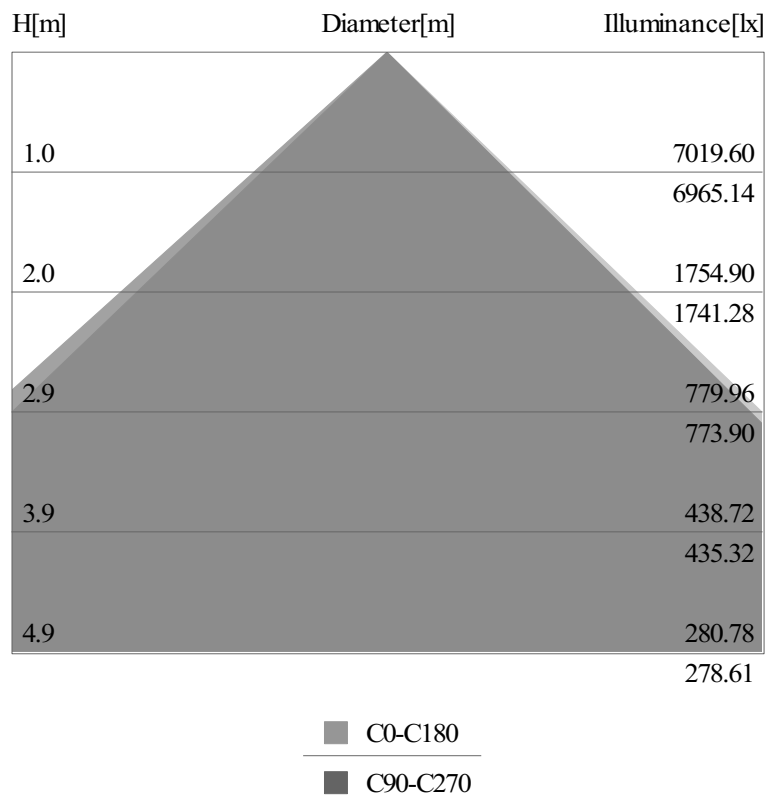
Test No.:

Tester:

cd/1000 lm Curve

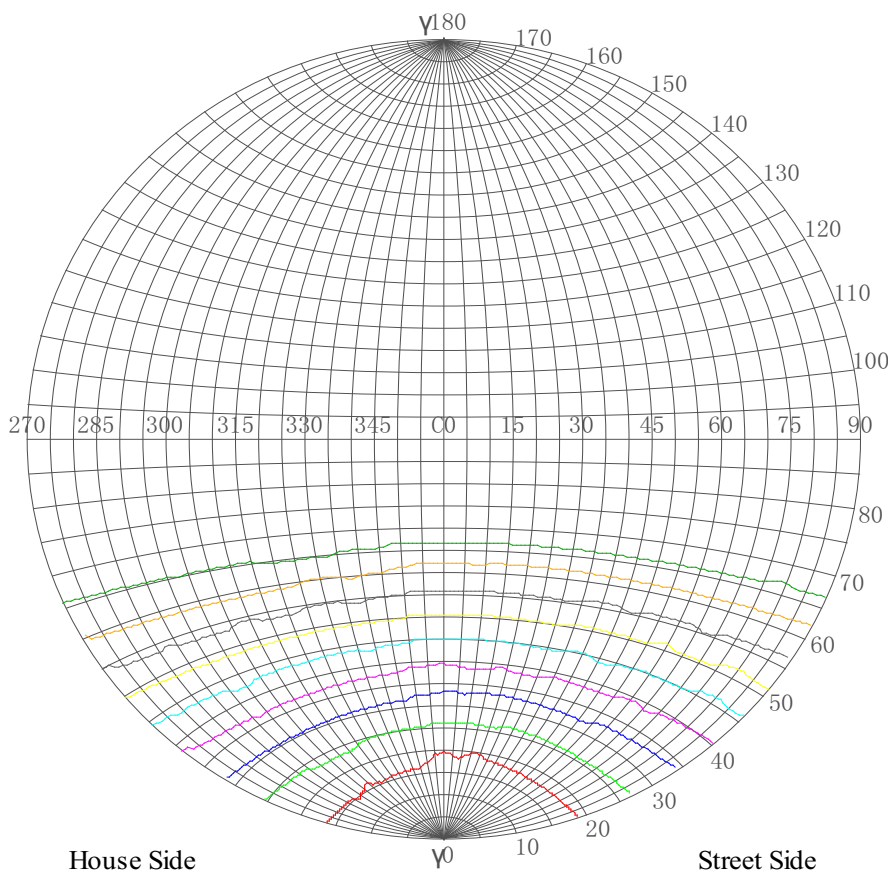


Illumination Cone Curve



Isocandela Curve of Road Lamp (Round Net Curve)

Lamp Description		
Lamp Name:	Lamp Size:	Lamp Weight:
Lamp Type:	Rated Voltage: 230 V	Rated Power: 100 W
Light Type: LED	Light Number:	Rated Flux:
Light Standard:	Light Area: 31.5cm×16.5cm	Light Flux:



Road Lamp Type

CIE: cut-off
 CIE: short-narrow extension
 IES: cut-off
 IES: II-very short
 Max. At80: 10.96cd/klm
 Max. At90: 7.4155cd/klm

Isocandela Curve(Round Net)	
Intensity Unit	cd
Imax = 100%	6742
— 90%	6068
— 80%	5394
— 70%	4720
— 60%	4045
— 50%	3371
— 40%	2697
— 30%	2023
— 20%	1349
— 10%	675

c Range: 0度-360度

c Interval: 10度

Test Speed: 快速

Test Distance: 4.9 m

Note: notes

γ Range: 0度-90度

γ Interval: 0.9度

Test Date: 2019-05-09

Test Time: 10-13-24

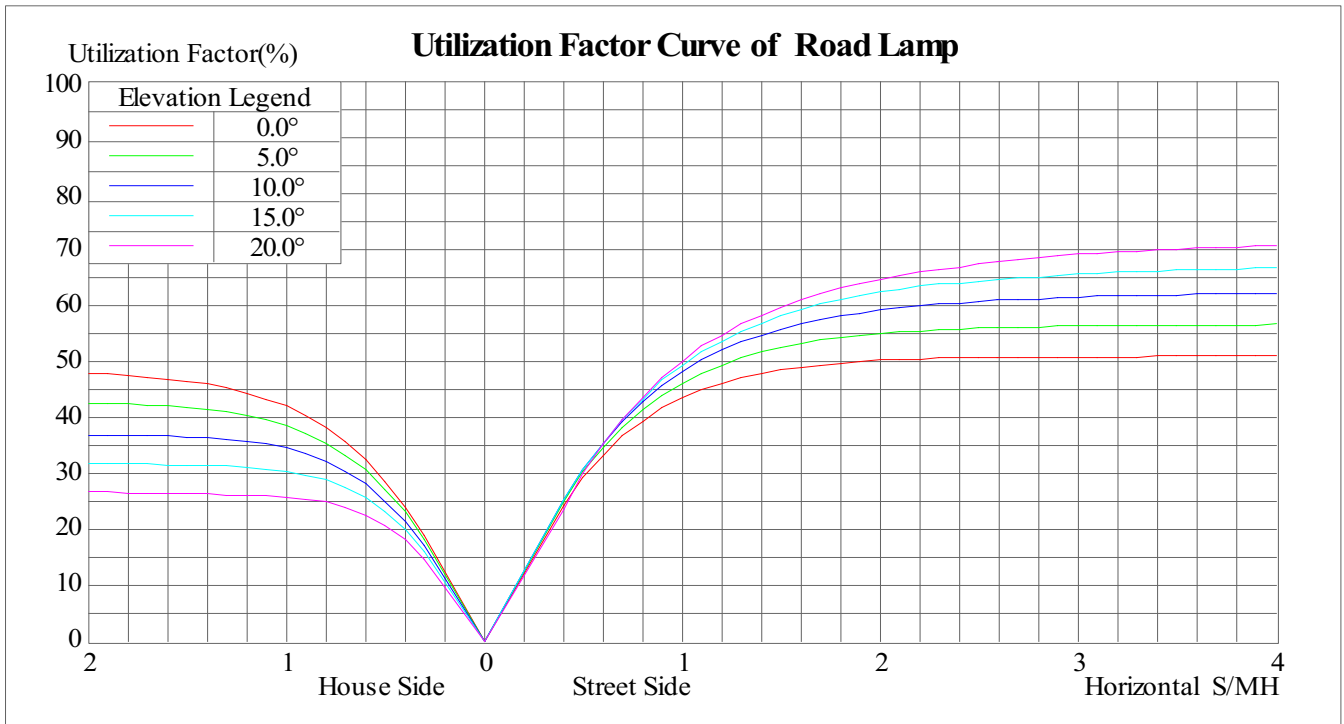
Temperature: 25°C

Humidity: 65%

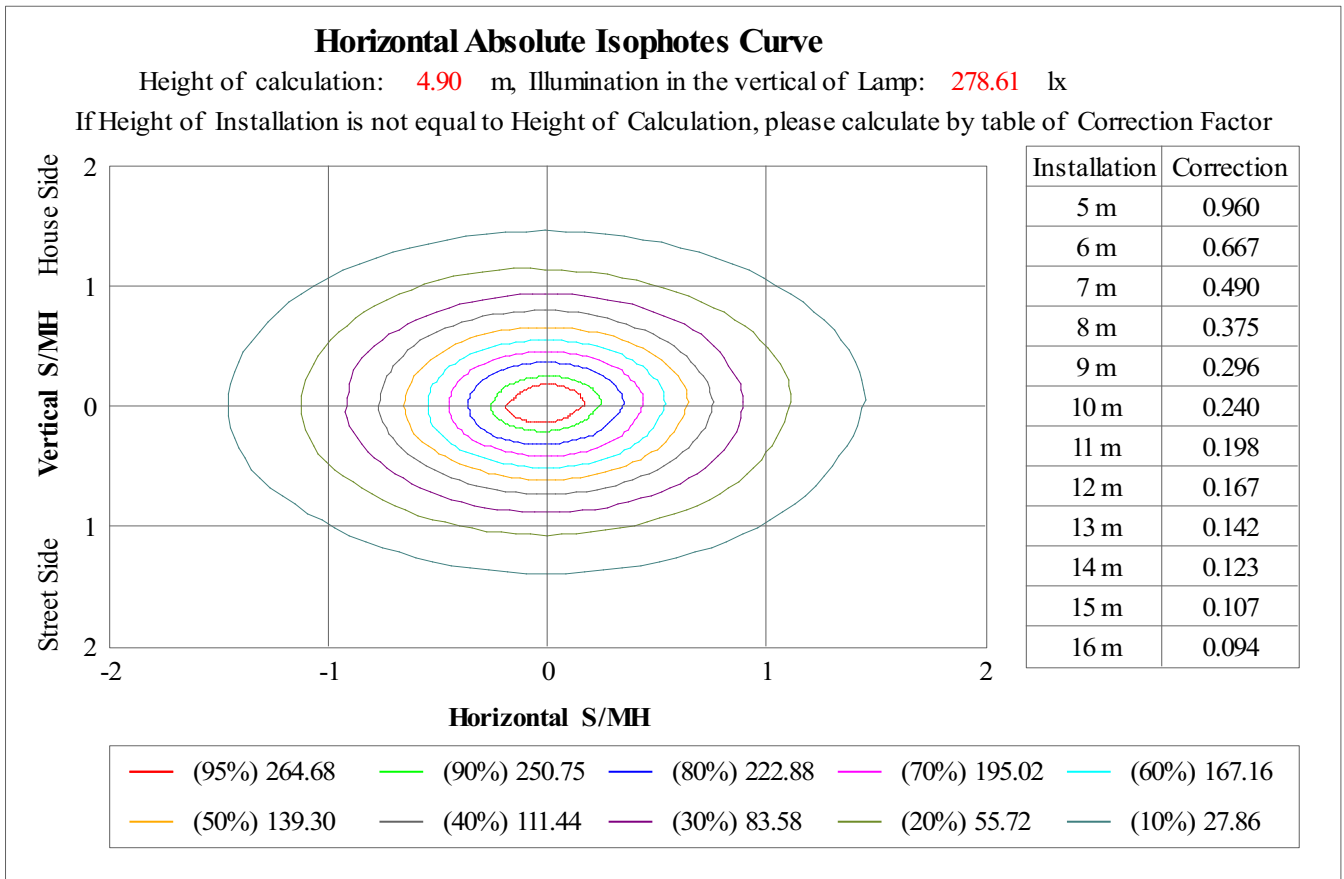
Test No.:

Tester:

Lamp Utilization Factor Curve

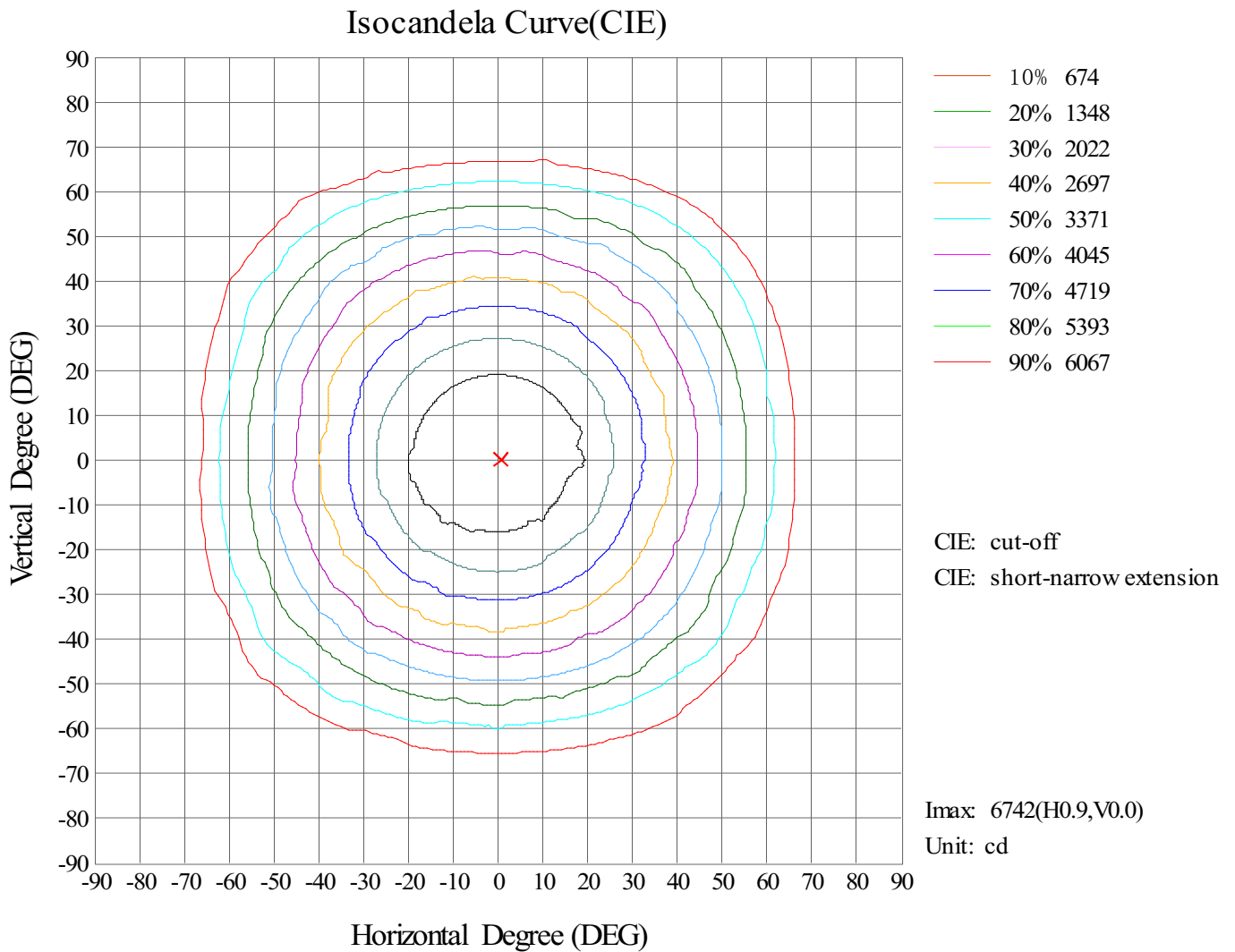


Horizontal Isophotes Curve



Isocandela Curve of Lamp

Lamp Description		
Lamp Name:	Lamp Size:	Lamp Weight:
Lamp Type:	Rated Voltage: 230 V	Rated Power: 100 W
Light Type: LED	Light Number:	Rated Flux:
Light Standard:	Light Area: 31.5cm×16.5cm	Light Flux:



c Range: 0度-360度

c Interval: 10度

Test Speed: 快速

Test Distance: 4.9 m

Note: notes

γ Range: 0度-90度

γ Interval: 0.9度

Test Date: 2019-05-09

Test Time: 10-13-24

Temperature: 25°C

Humidity: 65%

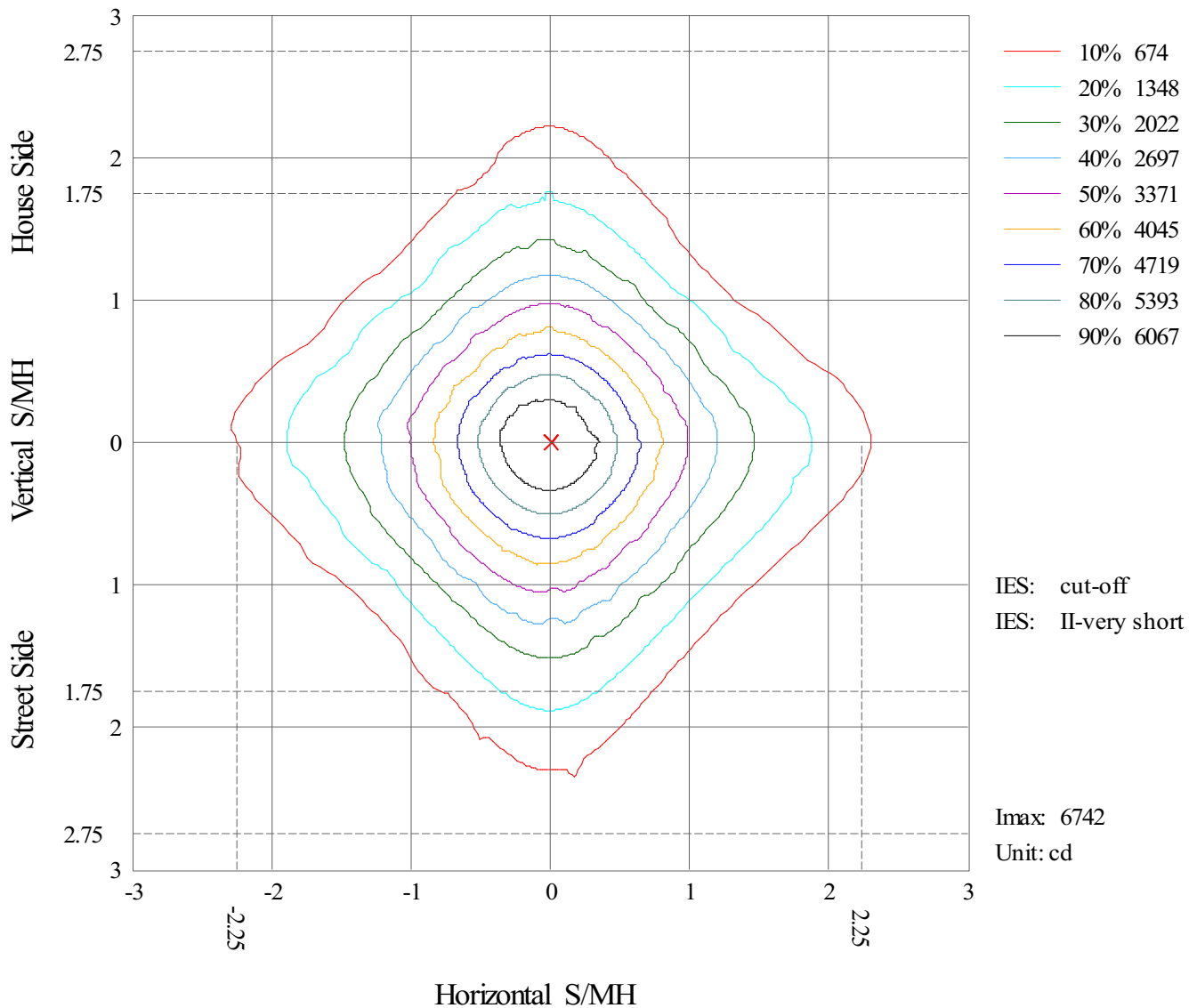
Test No.:

Tester:

Isocandela Curve of Lamp

Lamp Description		
Lamp Name:	Lamp Size:	Lamp Weight:
Lamp Type:	Rated Voltage: 230 V	Rated Power: 100 W
Light Type: LED	Light Number:	Rated Flux:
Light Standard:	Light Area: 31.5cm×16.5cm	Light Flux:

Isocandela Curve(IES)



c Range: 0度-360度

c Interval: 10度

Test Speed: 快速

Test Distance: 4.9 m

Note: notes

 γ Range: 0度-90度

 γ Interval: 0.9度

Test Date: 2019-05-09

Test Time: 10-13-24

Temperature: 25°C

Humidity: 65%

Test No.:

Tester:

